

TUTORIAL:

COMO CADASTRAR AUTOR(ES) E COMO SUBMETER ARTIGO - JEMS

Olá Caros(as) Autores(as),

Bem-vindos à nossa nova plataforma de submissão de artigos para o INCITEL - JEMS. Neste tutorial é explicado a vocês autores(as) dos artigos, o passo a passo de como realizar o cadastro na plataforma JEMS e como submeter seu artigo.

Lembramos que é indispensável a leitura completa desse tutorial para a compreensão de todo o processo de cadastramento de autor(es) e submissão dos artigos.

Atenção!!! É imprescindível a realização do cadastro de todos os autores que constam no artigo a ser submetido.

Qualquer dúvida entre em contato conosco através do email ic@inatel.br.

Estamos sempre à disposição.

Atenciosamente,

Coordenação do Programa de IC.

PASSO A PASSO

Passo 1: Acessar o link <https://submissoes.sbc.org.br/index.cgi> que dará acesso à página representada na figura 1, e clicar em "create your account here" (assinalado pela seta vermelha).

JEMS - Journal and Event Management System

This is the JEMS - Journal and Event Management System. To submit papers or reviews, you must have an account with JEMS. If you already have an account but don't remember your password, fill in the user ID field (with last name, JEMS ID# or email address) but leave the password field blank, and JEMS will email your password to your registered email address. Your JEMS ID# and password will stay the same for all the conferences you participate in or submit a paper to. Do not create a new account if your personal information (email address, affiliation, etc.) has changed; instead, update the information by editing your profile. If you are not sure about your JEMS login name, try your last name to see if JEMS knows you already. Your browser must have cookies enabled.

JEMS login

Last name, JEMS ID# or email address:

Password; leave blank if not known:

Login

If you are not an JEMS user, [create your account here](#)

Alternatively, you can access JEMS using the Federated Academic Community (CAFe).
For more information, please read the CAFe's Use Policies available at [Policies]



JEMS (Journal and Event Management System) is an adapted version of the EDAS system by Henning Schulzrinne. You can access the original Schulzrinne EDAS version/installation at <http://edas.info>. The current JEMS version is different from the original EDAS: it has been adapted to the local customs and conditions. This version/installation of JEMS is maintained by the Computer Networks Group (CNG) of the Federal University of Rio Grande do Sul (UFRGS) and provided as a service to organizers of conferences.

On some of the pages you will find links to the people that run JEMS:

1. JEMS maintainer - is responsible for the maintenance of and improvement to the system. He is also responsible for fixing the bugs. If you find points in JEMS with some strange behavior or error, please contact the JEMS maintainer. The maintainer is NOT responsible for uploading your papers or for solving problems specific to your conference;
2. Conference chair - is the person that runs a particular conference hosted by JEMS. The conference chair is responsible for setting up the program committee, for determining the conference deadlines and topics, for coordinating the rebuttal process (when used), for coordinating the review process of the submitted papers, and for coordinating the process of selecting the papers to be published by a conference. If you have questions about these matters, contact the conference chair;
3. Conference administrator - helps the conference chair to handle the technical JEMS-related matters of the conference. Simples questions (regarding paper registration, paper uploading, etc.) can be sent directly to the conference administrator. If need be, the conference administrator will forward your question to the conference chair, to the JEMS administrator, or to the JEMS maintainer.

Figura 1.

Passo 2: Você será redirecionado para as páginas representadas nas figuras 2 e 3. O preenchimento dos campos em vermelho é indispensável (veja as setas)!!!

Create new JEMS Account

Title:	<input type="text"/>
First name (please spell out, i.e., Jane instead of J.):	<input type="text"/>
Middle initial, if any:	<input type="text"/>
Last name (mixed case, i.e., Smith instead of SMITH):	<input type="text"/>
Current affiliation (e.g., University of Transylvania):	<input type="text"/>
Department:	<input type="text"/>
Room:	<input type="text"/>
Street address:	<input type="text"/>
P.O. box:	<input type="text"/>
City:	<input type="text"/>
If U.S. state:	<input type="text"/>
If outside U.S. province:	<input type="text"/>
Postal (zip) code:	<input type="text"/>
Country:	<input type="text"/>
Email address:	<input type="text"/>
First alternate email address (used for searching):	<input type="text"/>
Second alternate email address (used for searching):	<input type="text"/>
Phone number (written as +1 900 555 1212):	<input type="text"/>
Fax number (written as +1 900 555 1212):	<input type="text"/>
URL of personal home page:	<input type="text"/>
Status (for statistics):	student <input type="text"/>
Short biography:	<input type="text"/>

Clique aqui para criar o usuário

Figura 2.

Create new JEMS Account

Title:	Ms. <input type="text"/>
First name (please spell out, i.e., Jane instead of J.):	<input type="text" value="Laís"/>
Middle initial, if any:	<input type="text"/>
Last name (mixed case, i.e., Smith instead of SMITH):	<input type="text" value="Souza"/>
Current affiliation (e.g., University of Transylvania):	<input type="text" value="Instituto Nacional de Telecomunicações"/>
Department:	<input type="text"/>
Room:	<input type="text"/>
Street address:	<input type="text"/>
P.O. box:	<input type="text"/>
City:	<input type="text"/>
If U.S. state:	<input type="text"/>
If outside U.S. province:	<input type="text"/>
Postal (zip) code:	<input type="text"/>
Country:	<input type="text" value="Brazil"/>
Email address:	<input type="text" value="inatelais-2018@hotmail.com"/>
First alternate email address (used for searching):	<input type="text"/>
Second alternate email address (used for searching):	<input type="text"/>
Phone number (written as +1 900 555 1212):	<input type="text"/>
Fax number (written as +1 900 555 1212):	<input type="text"/>
URL of personal home page:	<input type="text"/>
Status (for statistics):	<input type="text" value="student"/>
Short biography:	<input type="text"/>

Figura 3.

Passo 3: Após o preenchimento dos campos destacados em vermelho, clique em ‘Enviar Dados’ (figura 4). Será enviado um email para o seu endereço eletrônico usado no cadastro (figuras 5 e 6).

Email or JEMS ID:

I'm not a robot  reCAPTCHA
Privacy - Terms




Figura 4.

"Your password has been send to inatelais-2018@hotmail.com"



Figura 5.

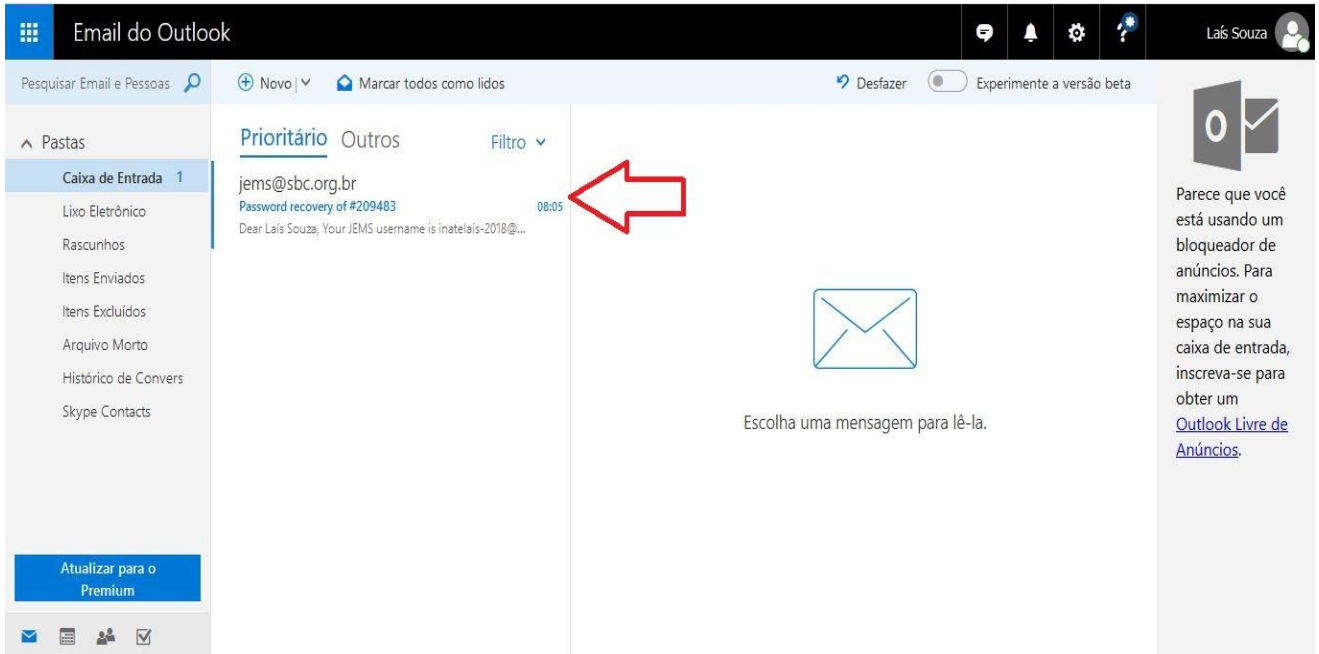


Figura 6.

Passo 4: O email enviado a você, pelo JEMS, contém seu ID, sua senha e o link para acessar a sua conta JEMS (figura 7).

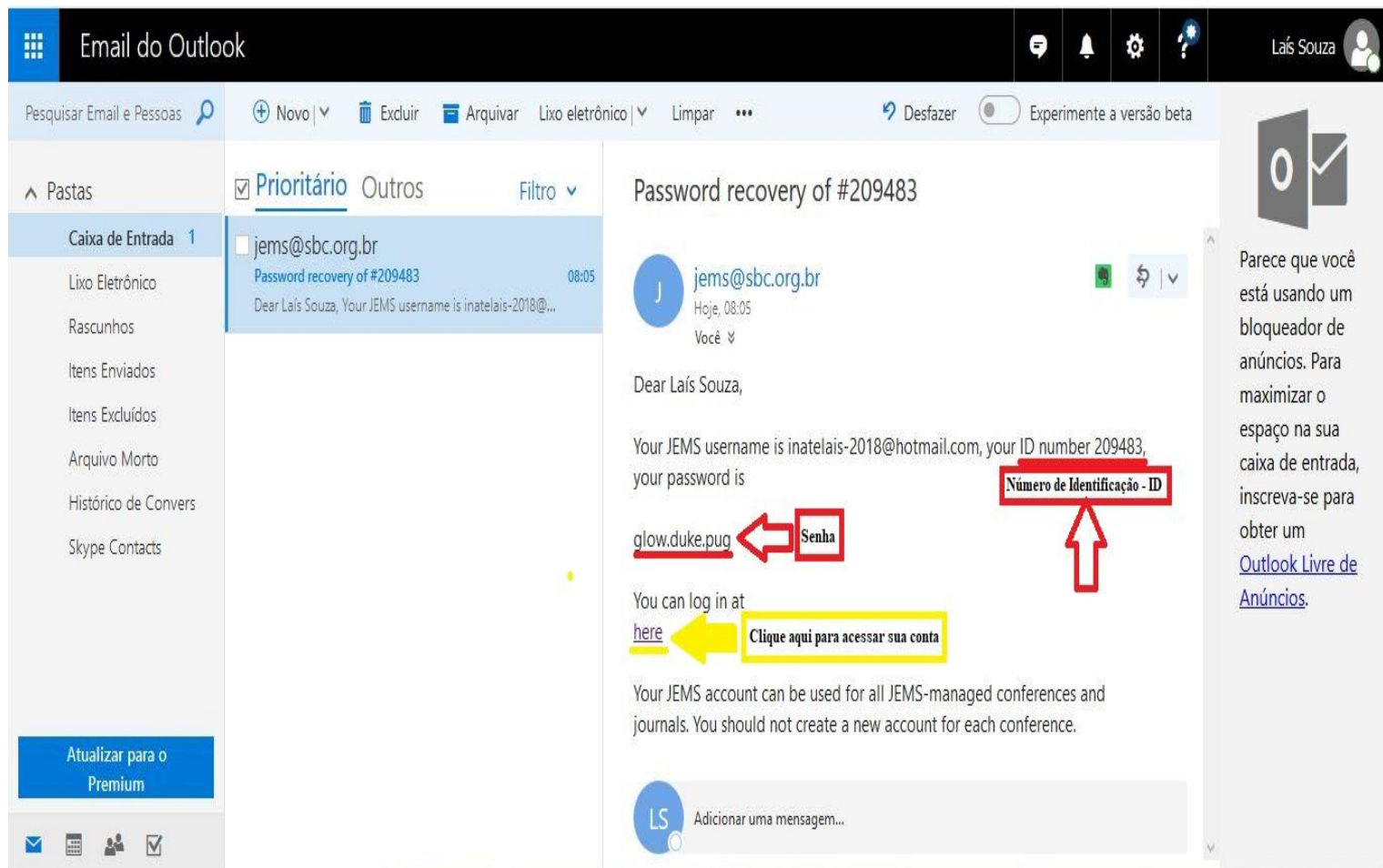


Figura 7.

Os Passos a seguir devem ser realizados pelo(a) autor(a) que ficará responsável em submeter o artigo.

Passo 5: Após acessar sua conta (figura 8), você será redirecionado para a página representada abaixo (figura 9).
Clique em ‘Open Calls’.

Welcome to JEMS

- The Journal and Event Management System (JEMS) is dedicated to manage the submission, reviewing, and notification processes for academic conferences. JEMS is maintained by the Computer Networks Group (CNG) at the Federal University of Rio Grande do Sul (UFRGS), and provided as a service to conference chairs, authors, and reviewers.
- To submit or review papers, you must have a JEMS account. Please sign up if you do not have an account yet. Your unique JEMS credentials allow you to access any conferences you chair, review papers, or submit new papers. In case your affiliation/contact information has been previously registered, please update your account instead of creating a new one. If you do not remember if you have an account, please inform your e-mail address or, alternatively, your last name in the login field.
- Click here to see the conferences accepting paper registration and upload.

Login options

Sign In Sign Up

209483

Insira seu email ou ID

.....

Insira sua senha

Login

Clique aqui

Remember me

or

Connect using



[Forgot your password?](#)

Figura 8.

JEMS Open calls My submissions My TPCs My chairing My reviews 0 Help Lais Souza

Open Calls

Acronym	Period
[Livro CS]	from Jul 01, 2019 to Jul 05, 2019
NetSoft 2018	from Jun 25, 2018 to Jun 29, 2018
SBRC 2018	from May 06, 2018 to May 10, 2018
ERAPI 2018	from May 28, 2018 to May 29, 2018
ERAD-RJ 2018 - minicursos	from May 09, 2018 to May 11, 2018

[View more](#)

My Submissions

Acronym	Total	Pending
No results found.		

[View more](#)

My Reviews

Acronym	Total	Completed	Pending
No results found.			

[View more](#)

My TPCs

Acronym
No results found.

[View more](#)

Figura 9.

Passo 6: Ao clicar em ‘Open Calls’, você será redirecionado para a página representada abaixo (figura 10) e deve procurar na mesma, pelo tópico ‘INCITEL 2018’(figura 11). Para realizar a submissão do seu artigo, clique em ‘Submit’ (figura 11).

Acronym	Full name	Official site	Chair email	Admin email	Tracks	Registration deadline	Submission deadline	Submit
[Livro CS]	Livro Computação e Sociedade		✗	✗	Proposta de capítulo	Apr 30, 2018 - 11:55 PM BRT	Apr 30, 2018 - 11:55 PM BRT	Submit
NetSoft 2018	2018 IEEE Conference on Network Softwarization (NetSoft) and Workshops		✗					
NetSoft 2018 - SOFTNETICS	Workshop - Softwarized Networks Analytics		✗		Full paper	Mar 16, 2018 - 11:55 PM BRT	Mar 16, 2018 - 11:55 PM BRT	Submit
					Short paper	Mar 16, 2018 - 11:55 PM BRT	Mar 16, 2018 - 11:55 PM BRT	Submit
NetSoft 2018 - S4SI	Workshop - Advances in Slicing for Softwarized Infrastructures		✗	✗	S4SI	Mar 09, 2018 - 11:55 PM BRT	Mar 16, 2018 - 11:55 PM BRT	Submit
NetSoft 2018 - STET	Workshop - Smart network Technologies and Edge computing for the Tactile Internet		✗		STET 2018	Mar 10, 2018 - 08:00 AM BRT	Mar 17, 2018 - 08:00 AM BRT	Submit
NetSoft 2018 - VSD-CPS	Workshop - Virtualization and Software-Defined Cyber-Physical Systems		✗		VSDCPS	Mar 16, 2018 - 11:55 PM BRT	Mar 16, 2018 - 11:55 PM BRT	Submit

Figura 10.

Acronym	Full name	Official site	Chair email	Admin email	Tracks	Registration deadline	Submission deadline	Submit
EPFIPP 2018	/Unoeste		✗	✗	Iniciação Científica da FIPP (EPFIPP 2018)	11:55 PM BRT	11:55 PM BRT	Submit
ILA18	Interaction South America		✗	✗	Trabalho Acadêmico	Jul 20, 2018 - 11:55 PM BRT	Jul 20, 2018 - 11:55 PM BRT	Submit
					Case de Mercado	Jul 20, 2018 - 11:55 PM BRT	Jul 20, 2018 - 11:55 PM BRT	Submit
					Revisor voluntário	Jul 20, 2018 - 11:55 PM BRT	Jul 20, 2018 - 11:55 PM BRT	Submit
INCITEL 2018	XXX Congresso de iniciação científica		✗	✗	30º CONGRESSO DE INICIAÇÃO CIENTÍFICA DO INATEL	Mar 07, 2018 - 11:55 PM BRT	Mar 07, 2018 - 11:55 PM BRT	Submit
ERAD-SP 2018	9a Escola Regional de Alto Desempenho de São Paulo		✗	✗	Sessão de Iniciação Científica	Mar 04, 2018 - 11:55 PM BRT	Mar 04, 2018 - 11:55 PM BRT	Submit
					Sessão de Pós-graduação	Mar 04, 2018 - 11:55 PM BRT	Mar 04, 2018 - 11:55 PM BRT	Submit

Clique aqui para submeter o artigo

Figura 11.

Passo 7: Após clicar em ‘Submit’, você será redirecionado para a página representada abaixo (figura 12).

The image shows a web form titled "Register and submit a paper to INCITEL 2018". At the top, it says "Full name must be provided by name, email address, or the numeric ID/ID number. Fields with * are required." Below this are input fields for "Title" and "Abstract". The "Author" field is populated with "Luiz Souza (luis@ufrgs.br)". There is a "Transmission" dropdown menu with a "Go" button. The main section is a grid of checkboxes for selecting a paper type. The types are organized into three columns and five rows:

Column 1	Column 2	Column 3
<input type="checkbox"/> ABSTRACTS, SHORT PAPERS AND PROCEEDINGS	<input type="checkbox"/> FULL PAPER, Regular in Content	<input type="checkbox"/> FULL PAPER, Regular in Content
<input type="checkbox"/> FULL PAPER, Regular in Content	<input type="checkbox"/> FULL PAPER, Interdisciplinary	<input type="checkbox"/> FULL PAPER, Regular in Content
<input type="checkbox"/> FULL PAPER, Regular in Content	<input type="checkbox"/> FULL PAPER, Interdisciplinary	<input type="checkbox"/> FULL PAPER, Regular in Content
<input type="checkbox"/> FULL PAPER, Regular in Content	<input type="checkbox"/> FULL PAPER, Interdisciplinary	<input type="checkbox"/> FULL PAPER, Regular in Content
<input type="checkbox"/> FULL PAPER, Regular in Content	<input type="checkbox"/> FULL PAPER, Interdisciplinary	<input type="checkbox"/> FULL PAPER, Regular in Content

Below the grid, there is a "Paper Area" section with a table of columns: "group", "paper title", "author", "email", "phone", "address", "city", "state", "country". At the bottom right of the form are "Submit" and "Clear" buttons. The footer contains logos for INTEL, UFRGS, and other institutions, along with the text "INCITEL 2018 - 2018-10-10 10:00:00 AM".

Figura 12.

Passo 8: Informe os dados solicitados de seu artigo.

Os campos solicitados são destacados abaixo (figuras 13, 14, 15 e 16).

Por gentileza, solicito que se atentem aos comentários contidos nas figuras. São de suma importância!

JEMS INCITEL 2018 0 Help Lais Souza

Register and submit a paper to INCITEL 2018

Authors can be searched by name, email address, or the numeric JEMS identifier.
Fields with * are required.

Insira o Título do artigo → **Title** Sistemas Inteligentes Aplicados para Otimização dos Processos Industriais

Abstract This Project describes the complete development of the ROBOTBULLS robot soccer team in category IEEE Very Small Size Soccer. This system integrates vision modules, artificial intelligence, electronics and mechanics, forming a multidisciplinary contente.
Key words – Robot Soccer, Robotics, VSS, artificial intelligence. | **Insira o Abstract do artigo em Língua Inglesa**

Authors - Laís Souza (inatelais-2018@hotmail.com)

Search author Add

Topics

<input type="checkbox"/> -ADMINISTRAÇÃO, INOVAÇÃO e EMPREENDEDORISMO	<input type="checkbox"/> -ENG.BIOMÉDICA: Engenharia Clínica	<input type="checkbox"/> -ENG.BIOMÉDICA: Engenharia de Tecidos e Biomateriais
<input type="checkbox"/> -ENG.BIOMÉDICA: Gerência, Humanidades	<input type="checkbox"/> -ENG.BIOMÉDICA: Informática em Saúde e Telemedicina	<input type="checkbox"/> -ENG.BIOMÉDICA: Laser, Radiações e Física Médica

Figura 13.

JEMS INCITEL 2018 0 Help Lais Souza

Authors can be searched by name, email address, or the numeric JEMS identifier.
Fields with * are required.

Title Sistemas Inteligentes Aplicados para Otimização dos Processos Industriais

Abstract This Project describes the complete development of the ROBOTBULLS robot soccer team in category IEEE Very Small Size Soccer. This system integrates vision modules, artificial intelligence, electronics and mechanics, forming a multidisciplinary contente.
Key words – Robot Soccer, Robotics, VSS, artificial intelligence.

Authors - Laís Souza (inatelais-2018@hotmail.com) | **Insira todos os Autores(as) do artigo. (Lembrando que os mesmos, devem estar cadastrados no JEMS).**

Neste campo, a busca pode ser feita pelo email, ID ou nome do Autor. Após encontrar o autor desejado, clique em 'Add'.

laisdes Add

Lais Souza (laisdesouza@inatel.br)
Instituto Nacional de Telecomunicações

-ENG.BIOMÉDICA: Gerência, Humanidades e Responsabilidades Sócio- Ambiental

-ENG.BIOMÉDICA: Informática em Saúde e Telemedicina

-ENG.BIOMÉDICA: Laser, Radiações e Física Médica

-ENG.BIOMÉDICA: Processamento de Sinais Biomédicos

-ENG.BIOMÉDICA: Tecnologias em Equipamentos Médico-Hospitalares

-ENG.COMPUTAÇÃO: Algoritmo e Estrutura de Dados

Figura 14.

Register and submit a paper to INCITEL 2018

Authors can be searched by name, email address, or the numeric JEMS identifier.

Fields with * are required.

Title

Abstract
 This Project describes the complete development of the ROBOTBULLS robot soccer team in category IEEE Very Small Size Soccer. This system integrates vision modules, artificial intelligence, electronics and mechanics, forming a multidisciplinary content.
 Key words – Robot Soccer, Robotics, VSS, artificial intelligence.

Authors
 - Laís Souza (inatelais-2018@hotmail.com)
 - Laís Souza (laisdesouza@inatel.br)

Selezione a 'bandeira' para o Orientador(a) e/ou Autor(a) principal do artigo. O selecionado(a) será o(a) responsável por receber e acompanhar o status do artigo, assim como a revisão do mesmo.

Topics
 -ADMINISTRAÇÃO, INOVAÇÃO e EMPREENDEDORISMO
 -ENG.BIOMÉDICA: Engenharia Clínica
 -ENG.BIOMÉDICA: Engenharia de Tecidos e Biomateriais

Figura 15.

Insira o(s) tópico(s) relacionado(s) ao seu artigo. (máximo 4 tópicos)



Topics

<input type="checkbox"/> -ADMINISTRAÇÃO, INOVAÇÃO e EMPREENDEDORISMO	<input type="checkbox"/> -ENG.BIOMÉDICA: Engenharia Clínica	<input type="checkbox"/> -ENG.BIOMÉDICA: Engenharia de Tecidos e Biomateriais
<input type="checkbox"/> -ENG.BIOMÉDICA: Gerência, Humanidades e Responsabilidades Sócio- Ambiental	<input type="checkbox"/> -ENG.BIOMÉDICA: Informática em Saúde e Telemedicina	<input type="checkbox"/> -ENG.BIOMÉDICA: Laser, Radiações e Física Médica
<input type="checkbox"/> -ENG.BIOMÉDICA: Processamento de Sinais Biomédicos	<input type="checkbox"/> -ENG.BIOMÉDICA: Tecnologias em Equipamentos Médico-Hospitalares	<input type="checkbox"/> -ENG.COMPUTAÇÃO: Algoritmo e Estrutura de Dados
<input type="checkbox"/> -ENG.COMPUTAÇÃO: Dados (armazenamento e análise)	<input type="checkbox"/> -ENG.COMPUTAÇÃO: Engenharia de Software	<input type="checkbox"/> -ENG.COMPUTAÇÃO: Inteligência Artificial
<input type="checkbox"/> -ENG.COMPUTAÇÃO: Realidades Virtual e Aumentada	<input type="checkbox"/> -ENG.COMPUTAÇÃO: Redes de Computadores	<input type="checkbox"/> -ENG.COMPUTAÇÃO: Internet das Coisas - IoT
<input type="checkbox"/> -ENG.COMPUTAÇÃO: Sistemas Web e Móveis	<input type="checkbox"/> -ENG.CONTROLE E AUTOMAÇÃO: Controle de Sistemas Dinâmicos	<input type="checkbox"/> -ENG.COMPUTAÇÃO: Segurança e Criptografia
<input checked="" type="checkbox"/> -ENG.CONTROLE E AUTOMAÇÃO: Instrumentação Industrial	<input checked="" type="checkbox"/> -ENG.CONTROLE E AUTOMAÇÃO: Redes de Comunicação	<input type="checkbox"/> -ENG.CONTROLE E AUTOMAÇÃO: Informática Industrial
<input checked="" type="checkbox"/> -ENG.ELÉTRICA: Sistemas de Energia	<input type="checkbox"/> -ENG.TELECOMUNICAÇÕES: Comunicação Digital	<input checked="" type="checkbox"/> -ENG.CONTROLE E AUTOMAÇÃO: Robótica e Inteligência Artificial
<input type="checkbox"/> -ENG.TELECOMUNICAÇÕES: Internet das Coisas - IoT	<input type="checkbox"/> -ENG.TELECOMUNICAÇÕES: Redes de Computadores	<input type="checkbox"/> -ENG.TELECOMUNICAÇÕES: Eletromagnetismo
<input type="checkbox"/> -MATEMÁTICA e FÍSICA		<input type="checkbox"/> -ENG.TELECOMUNICAÇÕES: Redes de Telecomunicações

* Please choose between 1 and 4 topics

Figura 16.

Passo 9: Em 'Paper files', clique em 'Selecionar arquivo' para realizar o upload de seu artigo em formato PDF (mínimo 2 páginas e máximo 6 páginas). Após o upload clique em 'Submit' (figuras 17 e 18).

The screenshot shows the JEMS submission interface for INCITEL 2018. At the top, there are navigation links for 'JEMS', 'INCITEL 2018', 'Help', and the user name 'Lais Souza'. Below this, there are several topic selection checkboxes: '-ENG.TELECOMUNICAÇÕES: Internet das Coisas - IoT', '-MATEMÁTICA e FÍSICA', 'Digital', '-ENG.TELECOMUNICAÇÕES: Redes de Computadores', and 'Eletromagnetismo', '-ENG.TELECOMUNICAÇÕES: Redes de Telecomunicações'. A note states '* Please choose between 1 and 4 topics'. The track is identified as '30° CONGRESSO DE INICIAÇÃO CIENTÍFICA DO INATEL'. The 'Paper files' section is highlighted with a red box and an arrow pointing to it, with a text box stating 'Insira o artigo, no formato PDF (mínimo 2 páginas e máximo 6 páginas)'. Below this is a table with the following data:

Description	Upload deadline	Allowed file types	Max pages	Max size	Upload
Paper manuscript	Mar 07, 2018 - 11:55 PM (BRT)	pdf	6	unlimited	Selecionar arquivo...

The 'Selecionar arquivo...' button is highlighted with a red box and an arrow pointing to it, with a text box stating 'Clique em 'Selecionar Arquivo' para upload do arquivo'. At the bottom of the form are 'Submit' and 'Clear' buttons. The footer includes logos for REDES, UFRGS, SBC, RNP, and ifip, along with the server time: 'Server time: Feb 20, 2018 - 08:53 AM (BRT)'.

Figura 17.

This screenshot shows the same JEMS submission interface as Figure 17, but with a file uploaded. The 'Paper files' section is highlighted with a red box and an arrow pointing to it. The table now shows the file 'INCITEL_VSS_inotel2018.pdf' uploaded. The 'Selecionar arquivo...' button is highlighted with a red box and an arrow pointing to it, with a text box stating 'Após a realização do upload, o arquivo irá se apresentar desta forma.'. Below the table are 'Submit' and 'Clear' buttons. The 'Submit' button is highlighted with a red box and an arrow pointing to it, with a text box stating 'Clique em 'Submit' para submeter o artigo ao 30°INCITEL.'. The footer includes logos for REDES, UFRGS, SBC, RNP, and ifip, along with the server time: 'Server time: Feb 20, 2018 - 08:53 AM (BRT)'.

Figura 18.

Passo 10: Você será redirecionado para a página representada abaixo (figura 19) e receberá um email da plataforma JEMS, notificando sua submissão – Verifique também seu lixo eletrônico (figura 20).

The screenshot shows the JEMS submission interface for paper #180204. The page title is "#180204: Sistemas Inteligentes Aplicados para Otimização dos Processos Industriais". The authors listed are Lais Souza (Instituto Nacional de Telecomunicações). The abstract describes the development of the ROBOTBULLS robot soccer team. The paper is categorized under "30º CONGRESSO DE INICIAÇÃO CIENTÍFICA DO INATEL". A table of files shows a "Paper manuscript" named "180204.pdf" with a size of 298.42 KB, created on Feb 20, 2018. Below the table are "Paper Options" including Edit Paper, Printing Problems, Paper Delete, and Paper Withdrawn. Logos for REDES, UFRGS, SBC, RNP, and ifip are displayed at the bottom, along with the server time: Feb 20, 2018 - 08:58 AM (BRT).

Figura 19.

The screenshot shows an Outlook email interface. The email is titled "INCITEL 2018 paper #180204 submitted by web" and is from "jems@sbc.org.br". The sender's name is "jems@sbc.org.br" and the email is dated "Hoje, 08:28". The email content includes a confirmation message: "Thank you for uploading your paper 180204 ('Sistemas Inteligentes Aplicados para Otimização dos Processos Industriais') to INCITEL 2018." It also provides links to modify the paper and view submissions. A yellow warning banner states: "Esta mensagem foi identificada como spam. Não é spam". The Outlook interface shows the "Lixo Eletrônico" (Deleted Items) folder selected in the left sidebar.

Figura 20.

Parabéns!

Agora seu artigo está submetido ao INCITEL (Congresso de Iniciação Científica do Inatel).

Atenciosamente,

Coordenação do Programa de IC

